

Ri-Jet C50 Cast Ultimate Slide and Tack Premium 12-year Wrap Film with Ri-Lam C30 Cast Lamination Film

- **Product Print Film:**

- Ri-Jet C50 Ultimate White Gloss Slide & Tack 50µm white glossy 12-year cast vinyl.
- AP921 – Low tack solvent-based adhesive.
- 160 g/sqm micro-embossed PE coated kraft liner.

- **Product Laminate Film:**

- Ri-Lam C30 Ultimate Clear Gloss Permanent cast vinyl.
- AP905iUV - Soft permanent solvent-based adhesive.
- Good adhesion on Latex, Eco-Solvent and UV inks
- 135 g/sqm branded kraft liner.

- **Press Release**
- **Product Sell Sheet**
- **Application Spotlight**

- **Application Guide**
- **Product Data Sheets**
- **Warranty Documents**



European Technology Brought to by
DAF Products.
For more information go to
www.dafgraphicmedia.com or call
201.251.1222.



Two Influential Companies join resources to bring New Material to make Vehicle Wrapping Faster and Easier for Installers

Strategic Partnership between DAF Products and Fedrigoni Self-Adhesives provides new Cast Vinyl for North American Vehicle Wraps

Wyckoff, NJ, March 4, 2024 – DAF Products, Inc., a manufacturer, designer, and producer of graphic media and industrial fabrics, announces a strategic partnership with The Fedrigoni Group, a world leader in the production of self-adhesive & special paper materials. Together, DAF and Fedrigoni bring to the USA a new and innovative self-adhesive cast vinyl solution ideally suited for vehicle wrapping: Ri-Jet C50 Ultimate Slide & Tack.

Fedrigoni's Ri-Jet C50 Ultimate Slide & Tack has revolutionized car wraps in Europe and other global locations, allowing installers to get premium results while working faster and with less effort. "Fedrigoni Group has a long and proven track record of innovation in design and manufacturing. Ri-Jet C50 Ultimate Slide and Tack has been well received in the European market and is a much-needed addition in North America," states Joe Palmer, Vice President at DAF.

"DAF Products has a long reputation for quality and competitive print media; as well as a high level of service, grounded on a deep network of distributors and OEMs. Quality, performance, and service are at the core of Fedrigoni strategy, making our partnership with DAF Products a perfect match to meet the needs of the North American market" states Antonio Linardi, Fedrigoni Graphics & Technical Materials Business Director.

.

DAF's North American distribution network will have full access to Fedrigoni's wide cast vinyl portfolio, including their flagship Ri-Jet C50 Ultimate Slide & Tack.

Fedrigoni Ri-Jet C50 Ultimate Slide & Tack is a highly conformable, up-to-12-year Cast print vinyl, with slidable air egress adhesive, a truly premium cast product at a competitive price. The CAST vinyl is pre-stretched at the factory, building in surface tension so installers can install with less effort using a tension-free technique. The "Ultimate" adhesive is slidable over longer periods of time, allowing for multiple repositions while still eliminating trapped air. Together, this allows installers to work faster and with less effort. Pair with the Ri-Lam C30 Ultimate Laminate. Both items are in stock and available by DAF Products, and through DAF's network of distributors and OEM partners. Distributor inquiries are welcome.



FEDRIGONI

SELF-ADHESIVES

PRESS RELEASE

DAF Products is a manufacturer, designer, and supplier of wide-format and grand-format printable media, providing unique, specialized, and economical media solutions to the print, graphics, and advertising industries since 1986. Headquartered in Wyckoff, NJ, DAF has warehouse locations across the United States, and works with the best factories in the USA and around the globe. DAF's customers include OEMs and distributors, and are sold as premium and economical branded, unbranded, and private label products. In addition to sign and graphics, other product lines include healthcare, tent and structure, automotive, aerospace, military, and pool.

For more information, visit www.dafgraphicmedia.com

FEDRIGONI

Founded in 1888, Fedrigoni has become synonymous with excellence in the field of labels and self-adhesive materials along with high value-added papers for luxury packaging and other creative solutions. With more than 5,000 employees in 28 countries and 25,000 products, the Group sells and distributes in 132 countries and, thanks to recent acquisitions, has become the world leader in wine labels and specialty papers for luxury packaging, the world's second largest player in art and design papers and the third largest in premium self-adhesive materials. For more information, please visit www.fedrigoni.com

Fedrigoni Ri-Jet C50 Ultimate Slide and Tack with Ri-Lam C30

This 12-Year CAST film is the ideal solution for Customizing or Branding any type of vehicle or commercial fleet. Easily conformable on any 3D surface.

Unique Feature; Factory “Pre-Stretched” 12-Year Cast Film.

This design builds in a small amount of surface tension allowing the installer to work less when applying resulting in faster installations. Why? because our factory pre-stretching conforms almost by itself. Simply apply heat and allow it to cool (notice the film self-conforming). Then apply effortlessly for bubble free application to any 3D surface (see one-minute Live Demo <https://www.youtube.com/watch?v=sxAq1NczQ4U>). Once the vehicle is fully wrapped heat the film to 113 Fahrenheit to fully set the long-term bonds.

Ultimate Slide and Tack; Our special adhesive formulation, surface tension design, combined with our proprietary microstructure liner, are revolutionizing installation techniques. The low initial adhesion of the adhesive means that the film can be easily repositioned on any surface over a longer period. Ultimately providing multiple adjustments while easily eliminating any trapped air.

Highly Conformable; The high quality of the PVC guarantees optimal application on the most complex surfaces that require a highly conformable and adaptable material for the best finish. This ensures high dimensional stability over the life of the application.



For use with any printing technology The Ri-Jet C50 is particularly suitable for digital printing, thanks to the structure of its material, Compatible with Eco-Solvent, Latex, UV-Cure, UV-Gel and Resin platforms.

MUST SEE One-minute Live Demo: <https://www.youtube.com/watch?v=sxAq1NczQ4U>

Two-minute Hood Wrap: <https://www.linkedin.com/feed/update/urn:li:activity:7078750677631422464/>

Ultimate Application Bites: <https://www.youtube.com/watch?v=3DDy1OFJJTE>

Promo Video: <https://www.youtube.com/watch?v=iGpkdU3FpEI>

Color Profiles: <https://colorbase.com/fedrigoni/>

Available through DAF Products, Wyckoff, NJ.

Contact us for Information on all our products 800.228.9837 or www.dafgraphicmedia.com

FEDRIGONI

SELF-ADHESIVES

Ri-Jet C50 CAST Ultimate Super Slide Gloss with Tack On-Demand 10-year Wrap Film, Application Spotlight

- **Printer/Installer:** STS Motorsports.
- **Application:** Full Transit Wrap and Hydo Vac Commercial Truck
- **Location:** Connecticut.
- **Product Print Film:**
 - Ri-Jet C50 Ultimate White Gloss Slide & Tack 50µm white glossy 10-year cast vinyl
 - AP921 – Low tack solvent-based adhesive
 - 160 g/sqm micro-embossed PE coated kraft liner
- **Product Laminate Film:**
 - Ri-Lam C30 Ultimate Clear Gloss Permanent 10-year cast vinyl
 - AP905iUV - Soft permanent solvent-based adhesive,
 - good adhesion on Latex, Eco-Solvent and UV inks
 - 135 g/sqm branded kraft liner

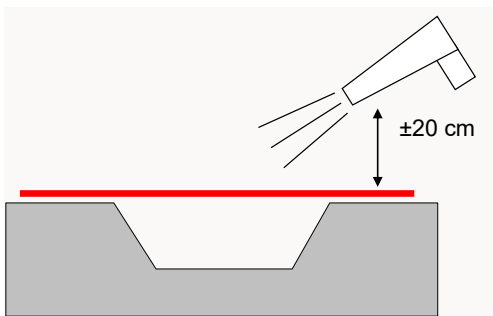


European Technology Brought to by
DAF Products. For more information go to
www.dafgraphicmedia.com or call 201.251.1222

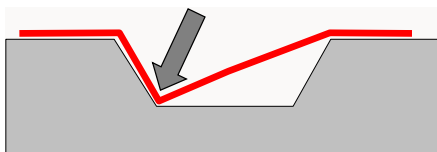
Ri-Jet C50 Ultimate – Application guide

Van door wrapping – Concave curves

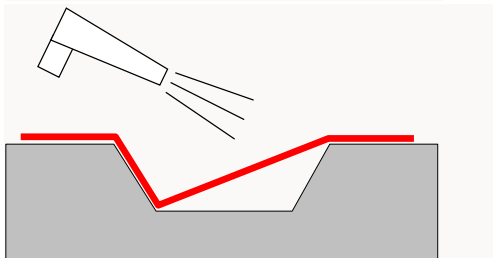
- Ri-Jet C50 Ultimate is very conformable, meaning it can be applied in deep recesses following these 6 installation steps. All are mandatory to achieve a good long-term result.



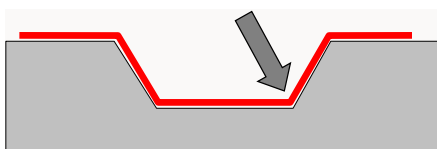
Step 1:
apply Ri-Jet C50 Ultimate S&T over the concave area.
Heat the film to $\pm 40-45^{\circ}\text{C}$.



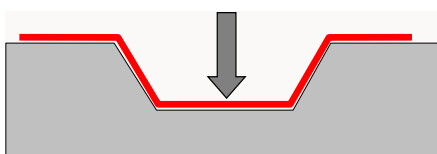
Step 2:
With cotton gloves, press the film inside the corrugation,
directly to the corrugation angle.
Start the application to the deepest corrugated angle.



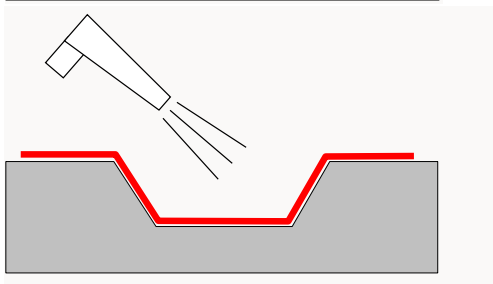
Step 3:
Heat the film to $\pm 40-45^{\circ}\text{C}$.



Step 4:
With cotton gloves, press the other side of the corrugation.



Step 5:
With cotton gloves, press in the center of the corrugation.
Make sure that no air bubbles remain entrapped in the
corrugated area.



Step 6:
Post heat the film to 90°C .
This step is crucial to release all tension introduced in the film
during its conformation.

Ri-Jet C50 Ultimate – Application guide

The following document provides detailed information on how to apply graphics made with Ri-Jet C50 Ultimate laminated with Ri-Lam C30 Ultimate.
For specific information on products' properties, please consult the technical data sheet.

REQUIRED TOOLS

To ensure proper graphic application, you will be needing the following tools:

- IPA (isopropyl alcohol) to degrease the surface.
- Heat gun to heat the material.
- Infrared thermometer to control surface temperature.
- Soft plastic squeegee with protector to avoid damaging the media.
- Cutter with new blades.
- Cotton gloves.
- Lint-free cloth or paper for cleaning.

SURFACE PREPARATION

Even if they look clean, all surfaces should be cleaned and degreased before applying the graphics:

- Wash with soapy water, then rinse with clean water (do not leave any trace of soap on the surface).
- Degrease with IPA with special care on critical parts such as corrugations and panel edges.
- Dry the surface with a lint-free cloth or a paper towel before the IPA has evaporated.

APPLICATION METHOD

Generalities:

- Only dry method application technique must be used.
- Please ensure the car, the graphics and the ambient temperature is above 15°C.
- The low tack adhesive used will guarantee excellent repositionability and nice slidability on the surface. This means the initial adhesive bond is extremely low even when pressing the media with a squeegee. Adhesion will increase after 20-30 minutes at room temperature. To speed-up this process, heat the graphics to $\pm 40^{\circ}\text{C}$ to activate the adhesive and assure an immediate good bond to the surface.
- Overstretching the printed media might generate printing defects that can be easily sorted by heating the film, allowing the graphics to shrink back to its original dimension and printing appearance.
- When covering a surface bigger than the media width, an overlap is required. The overlapping area must be bigger than 2cm and needs to be heated at $\pm 40^{\circ}\text{C}$ to ensure a proper bond between the two overlapped surfaces.
- During wrapping, considerable tension is put on the material which is essential to release otherwise it may pop-out of the recess later.

Ri-Jet C50 Ultimate – Application guide

Car bonnet wrapping

- Remove the hardware (badges and emblems, side mirrors, door handles, auxiliary turn signal lights, vent trims, roof molding & railings, ...): this will simplify the application.
- Apply masking tape to all parts that do not have to be wrapped.
- Material positioning: to cover a car bonnet, put the graphics in place (with the liner on), and trim all excessive material parts. Make sure to leave enough material on all sides. Trace some positioning marks.
- To apply graphics accurately, set up a hinge by removing the liner in the middle of the media.
- Remove the liner at the hinge and put the graphics on the car bonnet and align it to the preset marks.
- The graphic is then squeegeed at the hinge area with overlapping strokes.
- Remove the liner from one side of the hinge, slightly stretch the graphics to make it as flat as possible on the car bonnet and squeegee it.
- Repeat the operation with the other side of the hinge.
- To apply Ri-Jet C50 Ultimate on convex area, heat the vinyl at $\pm 40-45^{\circ}\text{C}$. The film will slightly shrink and spontaneously adapt to the surface to be wrapped. This will considerably help the wrapping process.
- When trimming, start with the bonnet corner by leaving 5mm at the edge that will be applied under the bonnet. Heat the film at $\pm 40^{\circ}\text{C}$ and wrap the area with the support of gloves and squeegee.
- Once the car bonnet is wrapped, heat it up at $\pm 40^{\circ}\text{C}$ to activate the adhesive and assure a long-term bond.

Car side wrapping

- The low initial tack of Ri-Jet C50 Ultimate allows installers to comfortably handle large graphic sizes without assistance from a second installer.
- As with the car bonnet, heat the graphics at $\pm 40-45^{\circ}\text{C}$ and gently stretch it to conform it on to convex areas such as fenders. Then, once flat, simply squeegee it.
- To finish areas such as the top of the fenders, cut the opposite side of the fender edge, heat the film and press it with gloves, then squeegee the fender edge.

Bumper wrapping – large convex curves

- Start positioning the graphics on the flat bumper surface.
- Ideally use 2 installers: one to heat the vinyl to $\pm 40-45^{\circ}\text{C}$ and the second to hold the film on the bumper surface.
- In most cases, when heated, the film will shrink to the surface with no wrinkles, which greatly facilitates the application. Squeegee once the film is in shape.

Mirror wrapping – Severe convex curves

- We recommend wrapping the mirror in 2 pieces:
 - First, apply a large piece on the main mirror area, by gently stretching the film, then cut the excess film to the mirror edges.
 - With a second film piece, wrap the back mirror section.
- Working with 2 pieces will assure no tension at any point of the mirror, so no risk of detachments.
- Reheat to $\pm 40-45^{\circ}\text{C}$ all mirror surface to activate the adhesive.

Ri-Jet C50 Ultimate – Application guide

Before releasing the car to the customer

- Remount all hardware removed to simplify graphic installation.
- Inspect all panel edges, to be sure the graphic is well installed and finished.
- If the external temperature is lower than 20°C, heat all graphic surface at a temperature of ±40-45°C: this will ensure long term adhesion, taking special care with all panel edges, recesses, and any overlaps.

Maintenance and cleaning

- Avoid cleaning the graphics within 48 hours after application.
- We recommend cleaning the graphics at least once per month, to avoid dirt penetrating inside the film structure, with a soapy water never exceeding 50°C.
- If high-pressure cleaning equipment is used, the pressure must be lower than 80 bars, the distance between the nozzle and the graphics must be higher than 75cm, the water temperature should never exceed 50°C, and the water-jet impact angle must be as perpendicular as possible (never use a tangential water-jet angle that could damage the graphics).
- Avoid solvents or abrasives that may damage the graphics.
- If some aftercare coatings (wax, polish...) needs to be used, compatibility tests with the graphics are recommended on less visible area.

REMOVAL METHOD

To remove Ri-Jet C50 Ultimate S&T, heat the graphics at 50-60°C, and peel-off the film at low speed keeping an angle of 60 to 90° between the car surface and the film.

Any eventual adhesive residue can be removed with IPA.

PRODUCTS

Printable films - codes & names:

- 13076 - Ri-Jet C50 Ultimate White Gloss Slide & Tack
- 07869 - Ri-Jet C50 Ultimate White Gloss LT Grey SB Airflow

Lamination films - codes & names:

- 13387 - Ri-Lam C30 Ultimate Ultra-Clear Gloss Perm SB - UV Print N
- 13181 - Ri-Lam C30 Ultimate Clear Gloss Perm SB - UV Print
- 13343 - Ri-Lam C30 Ultimate Clear Matt Perm SB - UV Print

C50 Ultimate Slide & Tack

PRODUCT DESCRIPTION / BENEFITS C50 Ultimate Slide & Tack series is a self-adhesive film for Large Format Digital printing, used for fleet advertising and fleet wrapping.

The cast vinyl, UV stabilised, has an external colour stability up to 10 years, specially developed to be printed with solvent, eco-solvent, latex, and UV inkjet printing presses. Its superior conformability allows application on rivets, concave and convex area surfaces.

C50 Ultimate Slide & Tack series is the ultimate technology for car wrapping: the initial adhesion remains very low during the first 15 minutes (even after squeegeeing) providing great positioning and repositioning during the film installation. Fleet wrapping has never been so easy! The 140g/m² micro-embossed PE coated kraft paper ensures good planarity and printing results. All products are REACH & RoHS compliant.

TYPICAL USE

- Vehicle graphics
- Fleet wrapping - partial wraps & total wraps

CONSTRUCTION

- **Face film:** 50 µm cast vinyl film
- **Adhesive:** permanent grey low tack solvent-based acrylic
- **Release liner:** Slide & Tack, micro-embossed PE coated kraft paper 140 g/m²

Products:

White Gloss finish: code 13076 - **C50 Ultimate White Gloss Slide & Tack**

CONVERTING METHOD

Specially developed to be printed with solvent, eco-solvent, latex, and UV inkjet printing presses.

To achieve the best possible print quality, make sure that the correct ICC profiles or printer settings are used. The printed media should dry minimum 24h prior to lamination.

We suggest a lamination with Ri-Lam C30 Ultimate Clear Gloss or Clear Matt to protect the printed image from UV fading and mechanical abrasion.

APPLICATION METHOD / INSTRUCTIONS FOR USE

Only suitable for dry application method on clean and degreased substrates.

Application temperature above 15°C.

Films need to be heated at 45-50°C before conforming it to concave & convex areas to cover and need to be stabilised at 90°C where it has been elongated.

Adhesion build-up curve is low under 15°C. In winter time, important to keep the car in a garage at 20°C for minimum 24 hours.

EXPECTED DURABILITY

The expected vertical outdoor durability in Central Europe (zone 1) is 10 years.

This information is based on real file experience and artificial aging according to ISO 4892-2.

Note: Exposure to severe temperature and ultra-violet light will cause a quicker deterioration. This applies also to polluted area, high altitude, horizontal applications, and south-facing exposure.



SHELF LIFE

Shelf life is 2 years, when stored at 23 °C and 50 % relative humidity conditions.
Higher temperatures and/or humidity levels will reduce product shelf life.
NB: Printing results start to deteriorate after 12 months storage.

C50 Ultimate Slide & Tack

PHYSICO-CHEMICAL PROPERTIES / TYPICAL VALUES

Face thickness, without adhesive	50 µm	ISO 534-80
Face thickness, with adhesive	75 µm	ISO 534-80
Tensile strength (machine direction)	> 10 N/cm	ISO 527
Elongation at break (machine direction)	>200%	ISO 527
Fire resistance on aluminium	Self-extinguishing	ISO 3795:1989
Dimensional stability (1 week @70 °C on glass)	0,1 mm	FTM 14
Initial adhesion on glass (20 minutes)	6 N/25mm	FTM 1
Adhesion on glass (24 hours)	12 N/25mm	FTM 1
Final adhesion on glass (1 week)	14 N/25mm	FTM 1
Minimum application temperature	+15 °C	
Service temperature	From -40 °C to +90 °C	
micro-embossed PE coated kraft paper	140 g/m ²	ISO 536
Humidity resistance	No effect	200 hours exposure
Water resistance	No effect	24 hours immersion
Detergent (1% solution)	No effect	24 hours immersion
Isopropyl alcohol / Water (20/80)	No effect	10 minutes immersion

QUALITY CERTIFICATION



DISCLAIMER

Information on physico-chemical characteristics and values in this document are based upon tests we believe to be reliable and do not constitute a warranty. They are intended only as a source of information and are given without guarantee and do not constitute a warranty. Purchasers should independently determine, prior to use, the suitability of this material to their specific use. All technical data are subject to change. All Fedrigoni products are sold subject to terms and conditions of sale. For more information, contact your Fedrigoni sales representative. In case of any ambiguities or differences between the English and foreign versions of this document, the English version shall be prevailing and leading.



C30 Ultimate Laminate

PRODUCT DESCRIPTION / BENEFITS C30 Ultimate series is a self-adhesive film for digitally printed images lamination used for fleet advertising and fleet wrapping.

The transparent cast vinyl face film, UV stabilised, has an external colour stability up to 8 years. Its superior flexibility allows application on rivets, concave and convex area surfaces.

The permanent solvent-based adhesive adheres on vinyl printed with solvent, eco-solvent, latex and UV inks.

The 135 g/m² liner ensures good planarity.

All products are REACH & RoHS compliant.

TYPICAL USE

- Vehicle graphics, Fleet wrapping
- Long term outdoor and indoor lamination film for advertisements made with Ri-Jet C50 Ultimate
- Protect printed media from abrasion and retard colour fading
- Provide homogeneous gloss finish

CONSTRUCTION

- **Face film:** 30 µm transparent cast vinyl film
- **Adhesive:** permanent solvent-based acrylic
- **Release liner:** clay coated kraft paper 135 g/m²

Products:

Clear Gloss finish: code 13181 - **C30 Ultimate Clear Gloss Perm SB - UV Print**

CONVERTING METHOD

Compatible with solvent, eco-solvent and latex inks, not compatible with UV print
To be laminated with a laminator.

APPLICATION METHOD / INSTRUCTIONS FOR USE

The printed media to laminate should dry minimum 24h prior to lamination.
Laminate without tension on the printed media.

EXPECTED DURABILITY

The expected vertical outdoor durability in Central Europe (zone 1) is 8 years.

This information is based on real file experience and artificial aging according to ISO 4892-2.

Note: Exposure to severe temperature and ultra-violet light will cause a quicker deterioration. This applies also to polluted area, high altitude, horizontal applications, and south-facing exposure.

SHELF LIFE

Shelf life is 2 years, when stored at 23 °C and 50 % relative humidity conditions.

Higher temperatures and/or humidity levels will reduce product shelf life.



C30 Ultimate

PHYSICO-CHEMICAL PROPERTIES / TYPICAL VALUES

Face thickness, without adhesive	30 µm	ISO 534-80
Face thickness, with adhesive	55 µm	ISO 534-80
Tensile strength (machine direction)	> 10 N/cm	ISO 527
Elongation at break (machine direction)	>100%	ISO 527
Fire resistance on aluminium	Self-extinguishing	ISO 3795:1989
Dimensional stability (1 week @70 °C on glass)	0.1 mm	FTM 14
Initial adhesion on glass (20 minutes)	13 N/25mm	FTM 1
Adhesion on glass (24 hours)	16 N/25mm	FTM 1
Final adhesion on glass (1 week)	18 N/25mm	FTM 1
Minimum application temperature	+10 °C	
Service temperature	From -40 °C to +90 °C	
clay coated kraft paper	135 g/m ²	ISO 536
Humidity resistance	No effect	200 hours exposure
Water resistance	No effect	24 hours immersion
Detergent (1% solution)	No effect	24 hours immersion
Isopropyl alcohol / Water (20/80)	No effect	10 minutes immersion

QUALITY CERTIFICATION



DISCLAIMER

Information on physico-chemical characteristics and values in this document are based upon tests we believe to be reliable and do not constitute a warranty. They are intended only as a source of information and are given without guarantee and do not constitute a warranty. Purchasers should independently determine, prior to use, the suitability of this material to their specific use. All technical data are subject to change. All Fedrigoni products are sold subject to terms and conditions of sale. For more information, contact your Fedrigoni sales representative. In case of any ambiguities or differences between the English and foreign versions of this document, the English version shall be prevailing and leading.



RITRAMA

Performance Warranty – Ri-Jet C50 Ultimate + Ri-Lam C30 Ultimate series

Annex 1: Compensation scheme and Zones

Performance Warranty Period	Zone 1		Zone 2		Zone 3	
Series	Vertical	Horizontal	Vertical	Horizontal	Vertical	Horizontal
Ri-Jet C50 Ultimate series	12 years	6 years	8 years	4 years	6 years	2 years
Ri-Lam C30 Ultimate series	6 Years	2.5 years	4 years	1.5 years	2 years	0.5 year

Total period of warranty (*):	Full (**) Compensation period:	Proportional (***) compensation period:	Proportional (***) compensation factor:
12 years (144 months)	1 st – 72 th months	63 th – 144 th months	1/72 per remaining month to cover
8 years (96 months)	1 st – 48 th months	49 th – 96 th months	1/48 per remaining month to cover
6 years (72 months)	1 st – 36 th months	37 th – 72 nd months	1/36 per remaining month to cover
4 years (48 months)	1 st – 24 th months	25 th – 48 th months	1/24 per remaining month to cover
3 years (36 months)	1 st – 18 th months	19 th – 36 th months	1/18 per remaining month to cover
2.5 year (30 months)	1 st – 15 th months	16 th – 30 th months	1/15 per remaining month to cover
2 years (24 months)	1 st – 12 th months	13 th – 24 th months	1/12 per remaining month to cover
1.5 year (18 months)	1 st – 9 th months	10 th – 18 th months	1/9 per remaining month to cover
0.5 year (6 months)	1 st – 6 th months	-	-

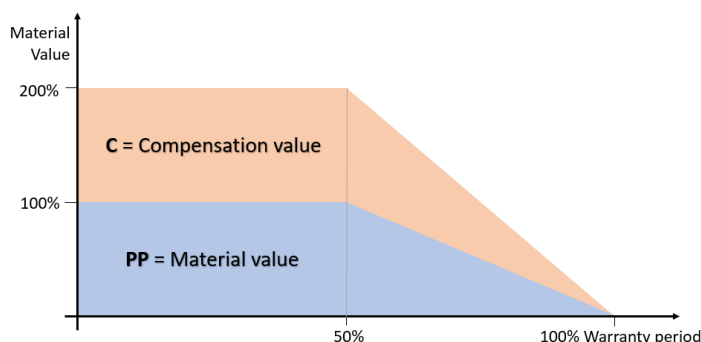
(*) The warranty starts at the date of application.

(**) During the first half of the period of warranty, Ritrama will compensate the buyer for the total amount of defective material as follow: $C = 2 \times (PP \times Q)$

(***) During the second half of the period warranty, the credit will be calculated on a pro-rata basis. Calculation of the proportional compensation will be made as follow: $C = 2 \times (PP \times Q \times N \times F)$

Legend:

- C** = compensation value
= (PP x Q) or (PP x Q x N x F)
- PP** = purchasing price on customer invoice
- Q** = quantities of defective material
- N** = number of months remaining in the period of proportional compensation.
- F** = factor of proportional compensation



FEDRIGONI
Self-Adhesives
Ritrama S.p.A.
Sede legale e amministrativa
Uffici e centro
di taglio e logistica
Via Senatore Simonetta 24
20867 Caponago, Italy
T +39 02 955 459 1
F +39 02 955 459 01

Capitale Sociale
€ 9.000.000 i.v.
Partita IVA IT 01676140153
Socio Unico Fedrigoni S.p.A.
Regi. Imprese MB
Monza e Brianza
Comp. Reg R.E.A. N. 1871535

hello.selfadhesives@fedrigoni.com
fedrigoni.com

Sedi Produttive
Viale Industrie 30
20060 Basiano (MB), Italy
T +39 02 923 948 1
F +39 02 923 948 39

Polo Ind.le Berbentina
60041 Sassoferrato (AN), Italy
T +39 073 297 061
F +39 073 296 436

Direzione
e coordinamento
da parte
di Fedrigoni
Holding Limited



RITRAMA

Performance Warranty – Ri-Jet C50 Ultimate + Ri-Lam C30 Ultimate series

Annex 2: Certificate of Warranty

Certificate of Warranty n°: _____ (to be filled-in by Ritrama)

Ritrama certifies the materials have been produced by using the highest standards of quality of the pressure sensitive adhesive industry.

Ritrama warrants the quality of the products described here under and supplied to (customer) in Ritrama approved and labelled packages.

Date:

This certificate of warranty is subject to the terms and conditions of Ritrama's Performance Warranty. The converter and the distributor agree to such conditions upon signing this certificate. The Performance Warranty shall become registered as soon as Ritrama receives a counterpart of this certificate as signed by the converter and the distributor.

Project:

.....
.....
.....

Converting date:

Application date:

Products used	Lot numbers	Quantity

Ritrama S.p.A.

Distributor

Manufacturer/Converter

.....

.....

.....

FEDRIGONI
Self-Adhesives
Ritrama S.p.A.
Sede legale e amministrativa
Uffici e centro
di taglio e logistica
Via Senatore Simonetta 24
20867 Caponago, Italy
T +39 02 955 459 1
F +39 02 955 459 01

Capitale Sociale
€ 9.000.000 i.v.
Partita IVA IT 01676140153
Socio Unico Fedrigoni S.p.A.
Regi. Imprese MB
Monza e Brianza
Comp. Reg R.E.A. N. 1871535

hello.selfadhesives@fedrigoni.com
fedrigoni.com

Sedi Produttive
Viale Industrie 30
20060 Basiano (MB), Italy
T +39 02 923 948 1
F +39 02 923 948 39

Polo Ind.le Berbentina
60041 Sassoferrato (AN), Italy
T +39 073 297 061
F +39 073 296 436

**Direzione
e coordinamento
da parte
di Fedrigoni
Holding Limited**



Larry Delesio – Graphic Media Department Manager
delesio@dafproducts.com or delesio123@gmail.com
860-874-4525 mobile

Tom Palmer – President
tpalmer@dafproducts.com
201-294-4209 mobile

Joe Palmer – Vice President
jpalmer@dafproducts.com
201-251-1222 office | 201-972-5251 mobile

David Orless– Mountain and Northwestern Regional Manager
dorless@dafproducts.com
720-550-3263 mobile

Anne Gormley – Orders, Customer Service
agormley@dafproducts.com
201-251-1222 office

Dianne Poppe – Orders, Customer Service
dpoppe@dafproducts.com
201-251-1222 office

Cathy Grusser – Customer Service, Sample Coordinator
cgrusser@dafproducts.com
201-251-1222 office

Pat Merck – Sales Support, Inventory
pmerck@dafproducts.com
201-251-1222 office

www.dafgraphicmedia.com